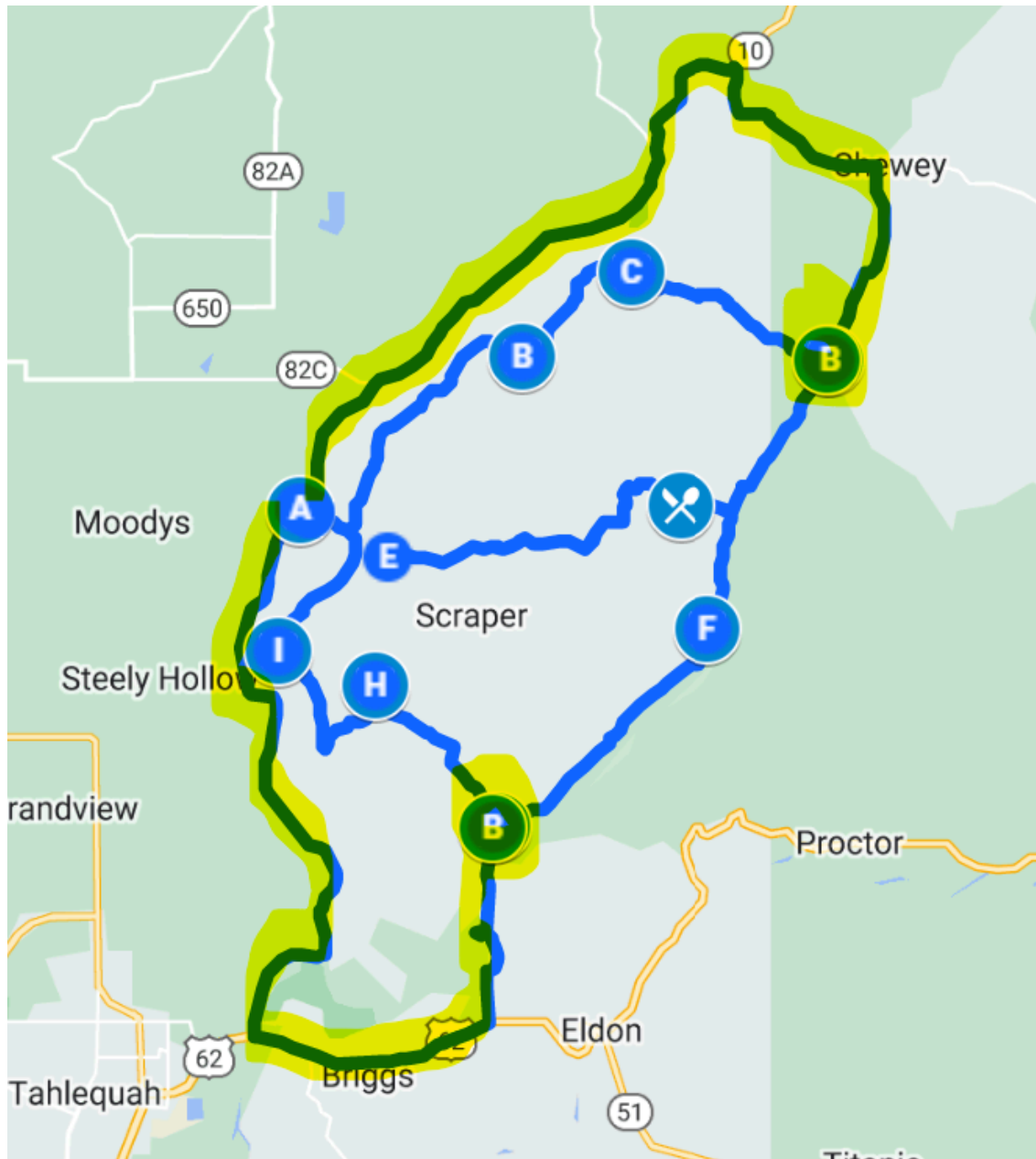


PH100 - Crew Access



Crew access is available to 100M & 100K runners at the following locations:

- Start / Finish
- Savannah Corner
- Hard Up Ahead

Crew are strictly prohibited from driving on the course for the safety of all runners and bike riders. No exceptions other than a medical emergency. Any violations will result in participants being disqualified.



Google Maps directions from Eagle Bluff Resort & Start / Finish Area:

Savannah Corner	Hard Up Ahead
	

<p>Head North on HWY 10 - 9.7 miles Turn Right on North 604 Rd - 1.2 miles Slight left onto E 648 Rd/Chewey Dr - 1.7 miles Turn right onto S 4644 Rd/N4625 Rd/Proctor-Chewey Rd - 2.9 miles Turn right onto E 657 Rd/Kirk Springs Hollow Rd - 0.2 miles</p>	<p>Head South on HWY 10 - 12.7 miles Turn Left onto HWY 62 E - 3.6 miles Turn Left onto N Oakdale Dr - 3.3 miles</p>
---	--